

New Document Viewer Tool

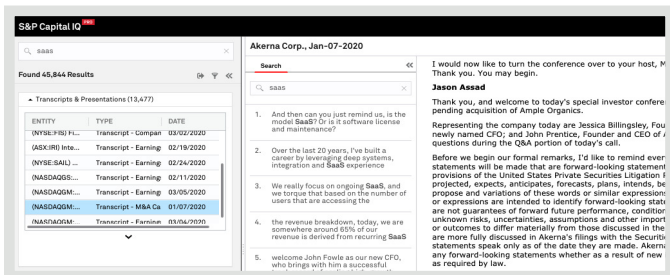
S&P Capital IQ Pro's new AI-powered Document Viewer Tool allows you to efficiently discover, analyze, and extract information from text-based content.

Key Features

Smart Search

Efficiently retrieve from filings, press releases, investor presentations and transcripts those SaaS-related data points that are crucial to your software technology analysis.

- Smart natural language search with synonym support.
- Filter results by company, index, and list or geography, industry, and date.
- See a list of all snippets containing relevant keywords within a given document.
- Click on any snippet to navigate to that reference in the document.



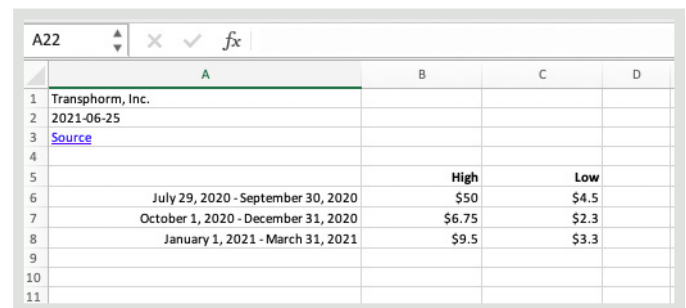
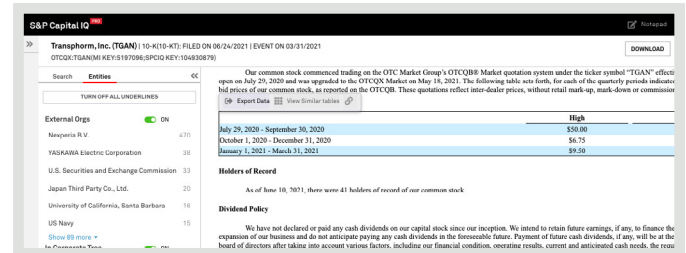
Entities Mentioned

Quickly identify competing banks that provide credit facilities to prospects and current customers by using the Entities Mentioned feature.

- View a list of the companies mentioned in a document, and link directly to their Corporate Profile pages.

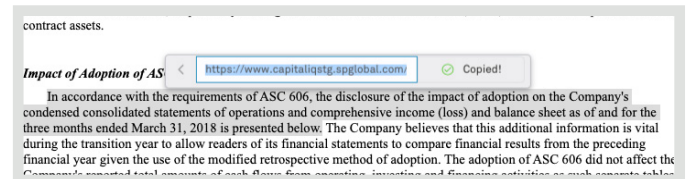
Table Export

Download formatted tables from a filing to build financial models.




Linking

Share direct links to relevant documents and excerpts with your colleagues.



Notepads

Use notes and highlights to collate information on analyst questions and executive responses during earnings calls.



Similar Tables

Use Similar Tables to pull a company's operating metrics over multiple years to do a side-by-side comparison and calculate growth.

- Available across 10-Ks, 10-Qs, 20-Fs, and 40-Fs.

Immersion Corporation | 03/05/2021

IMMERSION CORPORATION
CONSOLIDATED STATEMENTS OF OPERATIONS AND COMPREHENSIVE INCOME (LOSS)
(In thousands, except per share amounts)

	Years Ended December 31	
	2020	2019
Revenue:		
Revenue	\$ 30,176	\$ 35,843
Development, services, and other	280	210
Total revenue	30,456	36,053
Costs and expenses:		
Cost of revenue	168	170
Sales and marketing	6,999	6,426
Research and development	5,014	5,440
General and administrative	18,055	42,568
Total costs and expenses	29,236	54,604
Operating income (loss)	2,220	(12,451)
Interest and other income	271	1,787
Other income (expense), net	668	91
Income (loss) before benefit from (provision for) income taxes	3,159	(10,573)
Benefit from (provision for) income taxes	(2,242)	(4,717)
Net income (loss)	\$ 917	\$ (15,290)
Basic net income (loss) per share	\$ 0.19	\$ (0.44)
Shares used in calculating basic net income (loss) per share	28,112	31,529
Diluted net income (loss) per share:		
Shares used in calculating diluted net income (loss) per share	28,477	31,529
Other comprehensive income (loss), net of tax	(2)	8
Change in unrealized gains (losses) on short-term investments	(2)	8
Total other comprehensive income (loss)	(2)	8

Current Coverage

- Global Transcripts
- Global Presentations
- Global Filings

CONTACT US

The Americas
+1-877-863-1306

Europe, Middle East & Africa
+44-20-7176-1234

Asia-Pacific
+852-2533-3565

Access

All S&P Capital IQ Pro users can access the new **Document Viewer Tool** via the **Apps** or **Tools** tab on the top navigation bar. Note: Your profile settings will determine whether you have Apps or Tools.

